

Buckinghamshire Council Charitable Collections Policy consultation: Summary report

This report was created on Wednesday 23 August 2023 at 18:00 and includes 55 responses.

The activity ran from 09/05/2023 to 20/06/2023.

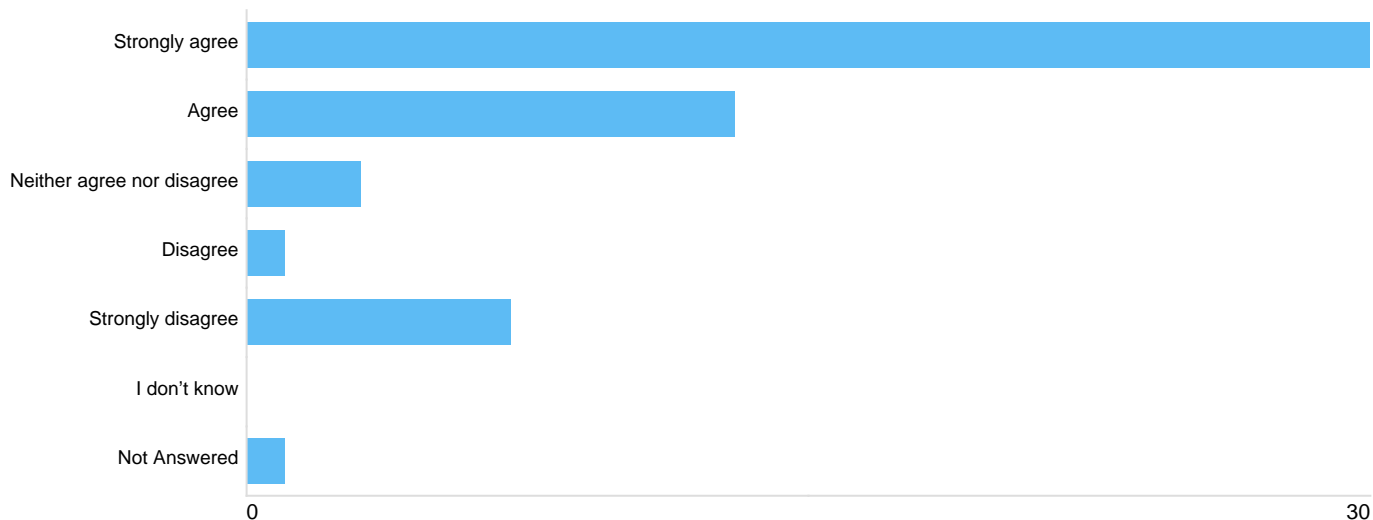
Contents

Do you agree or disagree with the proposals for house to house collections?	2
House to house collections - Require a licence for collecting direct debit information house to house	2
House to house collections - Restrict house to house collections to 9:00am to 7:00pm	2
House to house collections - Allow only one house to house collection in any one council ward area on any given day	3
House to house collections - Grant licences for a maximum of 14 days to give charities equal opportunities	3
House to house collections - Allow charities one house to house licence per calendar quarter	4
House to house collections - Require charities to submit a declaration confirming that they are satisfied with the amount being donated to charitable causes by commercial collectors	4
House to house collections - Require applicants to provide evidence of public liability insurance for a minimum of £5 million	5
Please tell us the reasons for your answers about the proposals for house to house collections:	5
Reasons	5
Do you agree or disagree with the proposals for street collections?	5
Street collections - Regulate street collections by adopting the Model Regulations (industry standard)	5
Street collections - Restrict street collections to 8:00am to 8:00pm	6
Street collections - Limit street collections in any one location to one charity on any given day	6
Street collections - Restrict street collections to town and village centres	7
Street collections - Allow one street collection permit per charity for one day, per calendar quarter	7
Street collections - Subject collectors proposing to use animals to additional checks	8
Street collections - Require charities to submit a declaration confirming that they are satisfied with the amount being donated to charitable causes by commercial collectors	8
Street collections - Require applicants to provide evidence of public liability insurance for a minimum of £5 million	9
Do you agree or disagree with the proposals for street collections related to Site Management Agreements?	9
Site Management Agreements - Only issue street collection permits for Aylesbury town centre on Wednesdays, Thursdays, Fridays and Saturdays	9
Site Management Agreements - Only issue street collection permits for Wycombe town centre on Tuesdays, Fridays, Saturdays and Sundays	10
Please tell us the reasons for your answers about the proposals for street collections:	10
Reasons	10
How easy is the draft Buckinghamshire Council Charitable Collections Policy to understand?	10
Understand	10
Easier	11
If you have any other comments about the draft Buckinghamshire Council Charitable Collections Policy, please tell us here:	11
Other comments	11
Which of the following describe you? (Select all that apply)	11
Capacity	11
Other	12
Are you responding as an individual or on behalf of an organisation (e.g. a business or a voluntary group)?	12
Individual or organisation	12
How did you find out about this consultation? (Select all that apply)	13
Find out	13
Other	14
Please provide the following details:	14
Name of organisation:	14
Your job title:	14
Which of the following apply to your organisation? (Select all that apply)	14
Collections	14
What is your age?	15
Age	15
Are you:	16
Are you	16
Do you consider yourself to have a disability / disabilities, impairment(s) or long term health condition(s)? (Select all that apply)	16

Disability / impairment / long term health condition	16
How would you describe your ethnicity?	17
Ethnicity	17
Other	18

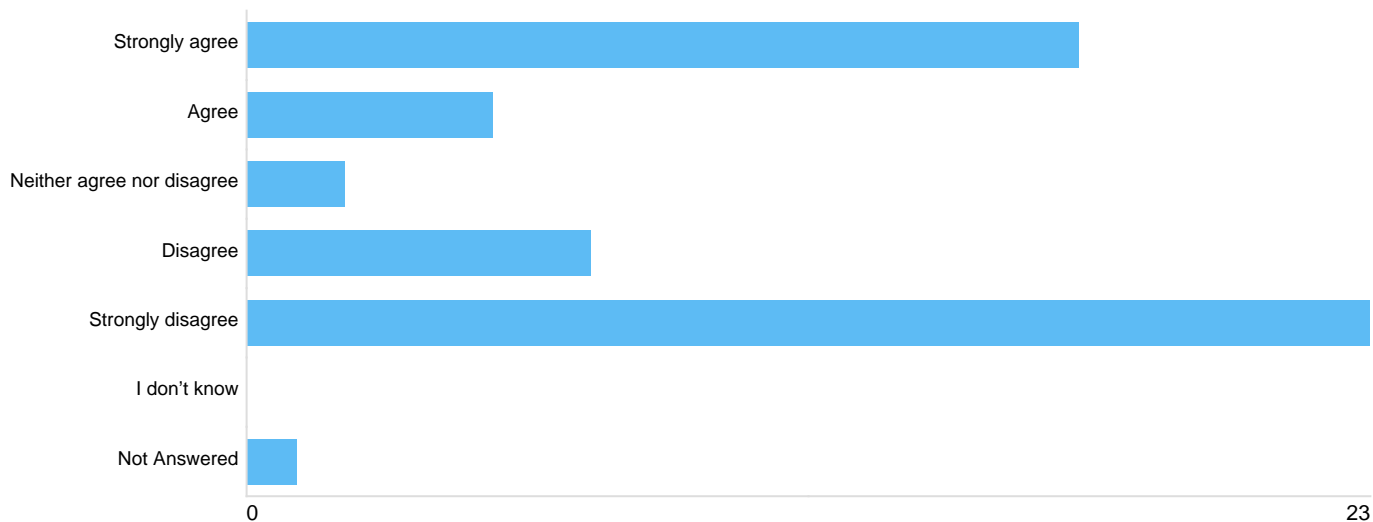
Do you agree or disagree with the proposals for house to house collections?

House to house collections - Require a licence for collecting direct debit information house to house



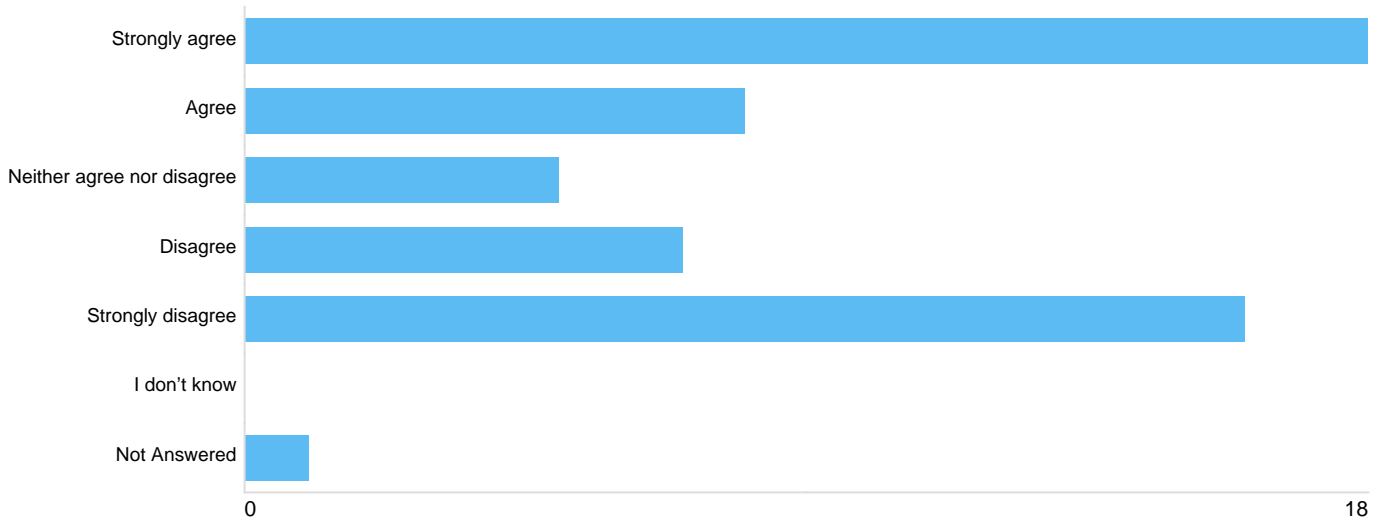
Option	Total	Percent
Strongly agree	30	54.55%
Agree	13	23.64%
Neither agree nor disagree	3	5.45%
Disagree	1	1.82%
Strongly disagree	7	12.73%
I don't know	0	0.00%
Not Answered	1	1.82%

House to house collections - Restrict house to house collections to 9:00am to 7:00pm



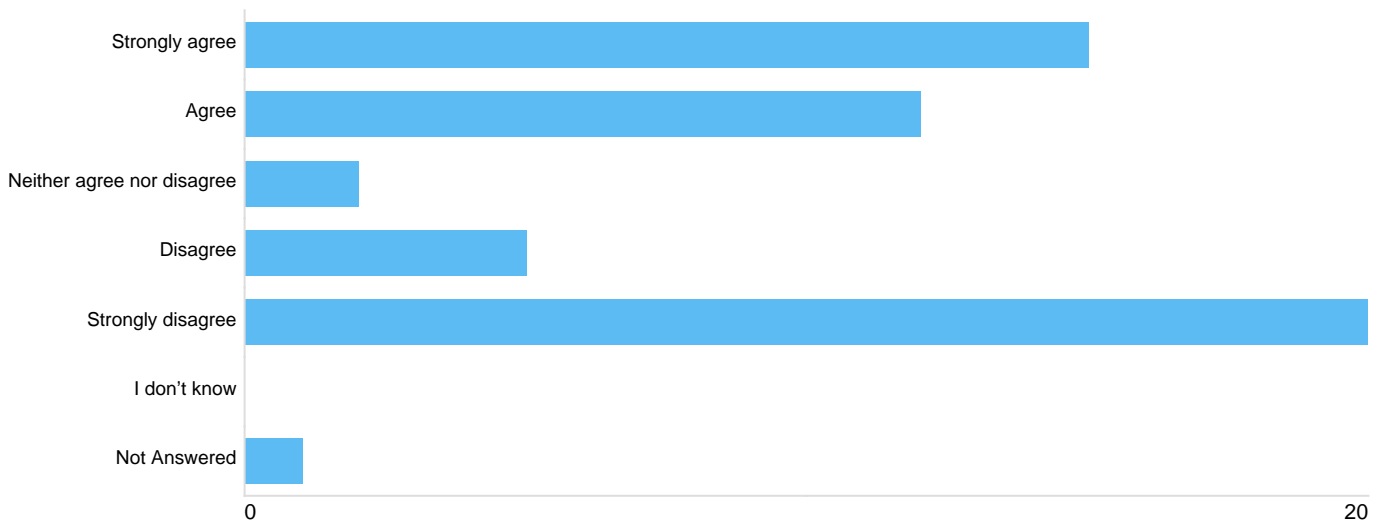
Option	Total	Percent
Strongly agree	17	30.91%
Agree	5	9.09%
Neither agree nor disagree	2	3.64%
Disagree	7	12.73%
Strongly disagree	23	41.82%
I don't know	0	0.00%
Not Answered	1	1.82%

House to house collections - Allow only one house to house collection in any one council ward area on any given day



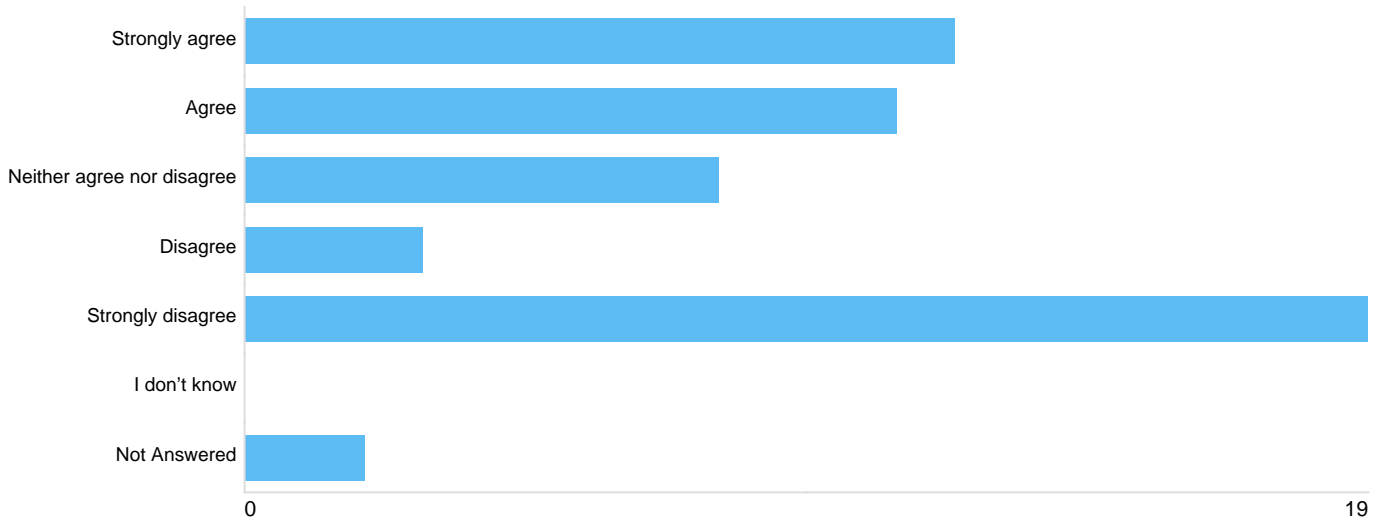
Option	Total	Percent
Strongly agree	18	32.73%
Agree	8	14.55%
Neither agree nor disagree	5	9.09%
Disagree	7	12.73%
Strongly disagree	16	29.09%
I don't know	0	0.00%
Not Answered	1	1.82%

House to house collections - Grant licences for a maximum of 14 days to give charities equal opportunities



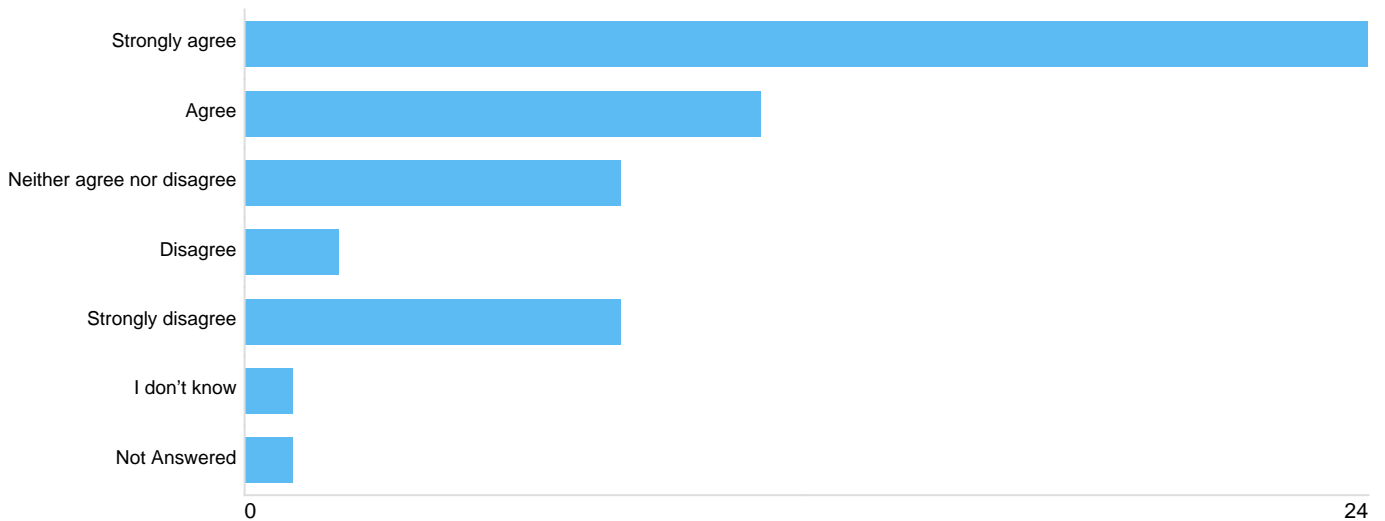
Option	Total	Percent
Strongly agree	15	27.27%
Agree	12	21.82%
Neither agree nor disagree	2	3.64%
Disagree	5	9.09%
Strongly disagree	20	36.36%
I don't know	0	0.00%
Not Answered	1	1.82%

House to house collections - Allow charities one house to house licence per calendar quarter



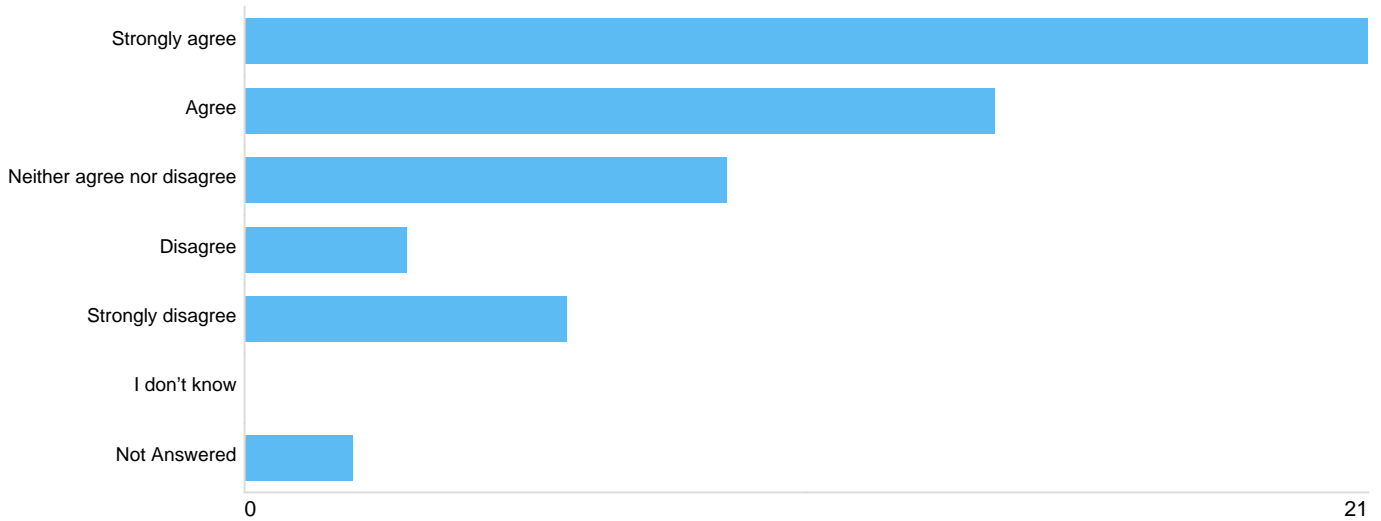
Option	Total	Percent
Strongly agree	12	21.82%
Agree	11	20.00%
Neither agree nor disagree	8	14.55%
Disagree	3	5.45%
Strongly disagree	19	34.55%
I don't know	0	0.00%
Not Answered	2	3.64%

House to house collections - Require charities to submit a declaration confirming that they are satisfied with the amount being donated to charitable causes by commercial collectors



Option	Total	Percent
Strongly agree	24	43.64%
Agree	11	20.00%
Neither agree nor disagree	8	14.55%
Disagree	2	3.64%
Strongly disagree	8	14.55%
I don't know	1	1.82%
Not Answered	1	1.82%

House to house collections - Require applicants to provide evidence of public liability insurance for a minimum of £5 million



Option	Total	Percent
Strongly agree	21	38.18%
Agree	14	25.45%
Neither agree nor disagree	9	16.36%
Disagree	3	5.45%
Strongly disagree	6	10.91%
I don't know	0	0.00%
Not Answered	2	3.64%

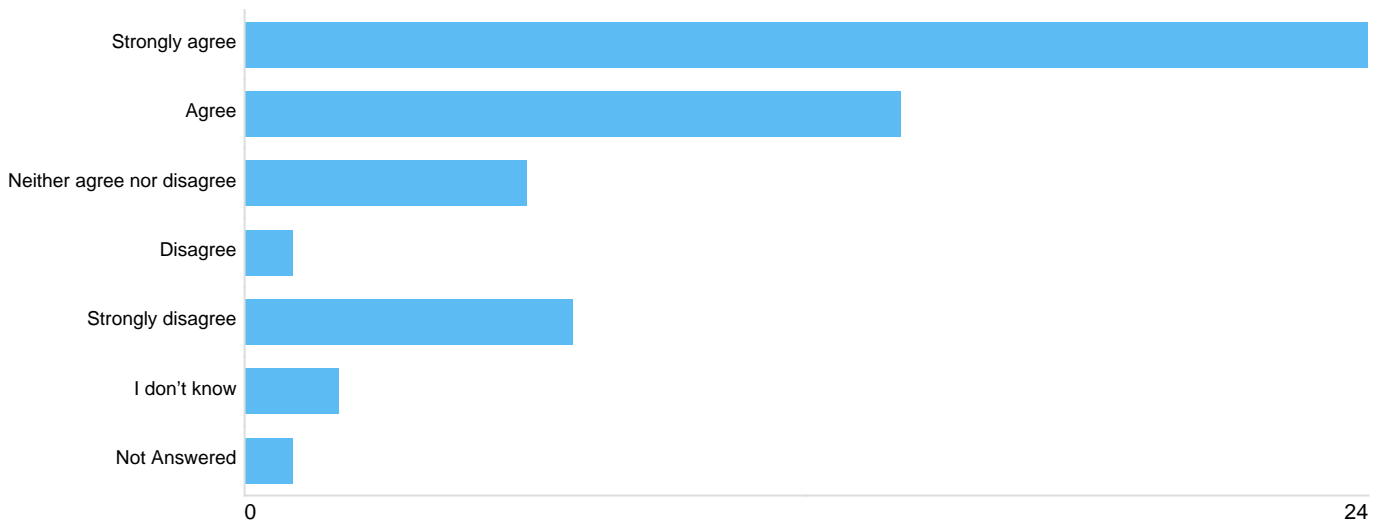
Please tell us the reasons for your answers about the proposals for house to house collections:

Reasons

There were **43** responses to this part of the question.

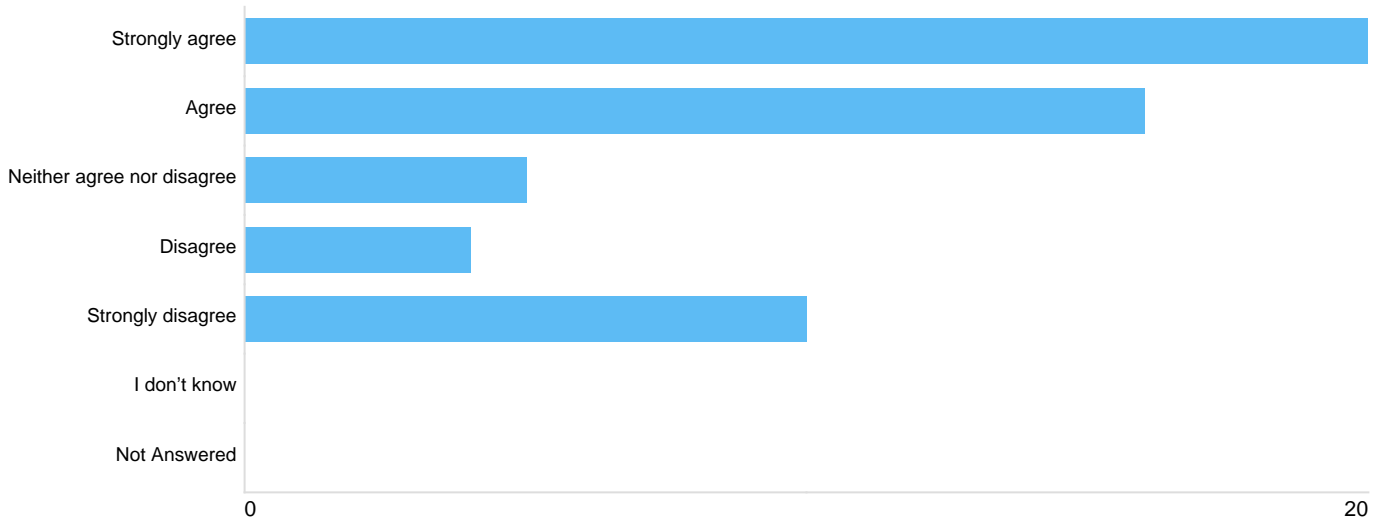
Do you agree or disagree with the proposals for street collections?

Street collections - Regulate street collections by adopting the Model Regulations (industry standard)



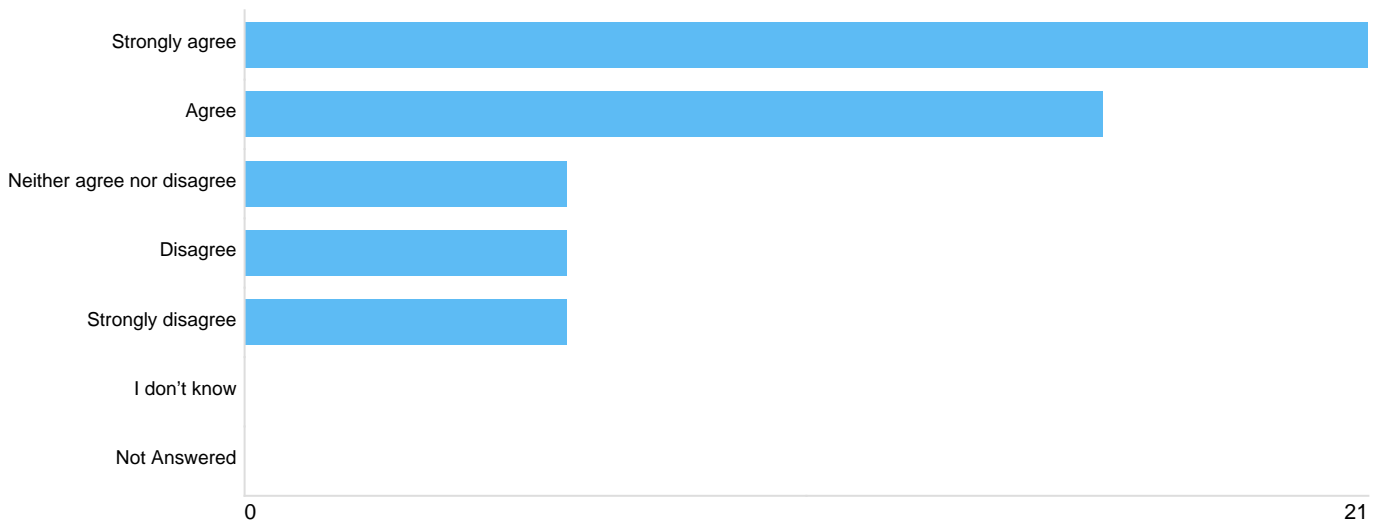
Option	Total	Percent
Strongly agree	24	43.64%
Agree	14	25.45%
Neither agree nor disagree	6	10.91%
Disagree	1	1.82%
Strongly disagree	7	12.73%
I don't know	2	3.64%
Not Answered	1	1.82%

Street collections - Restrict street collections to 8:00am to 8:00pm



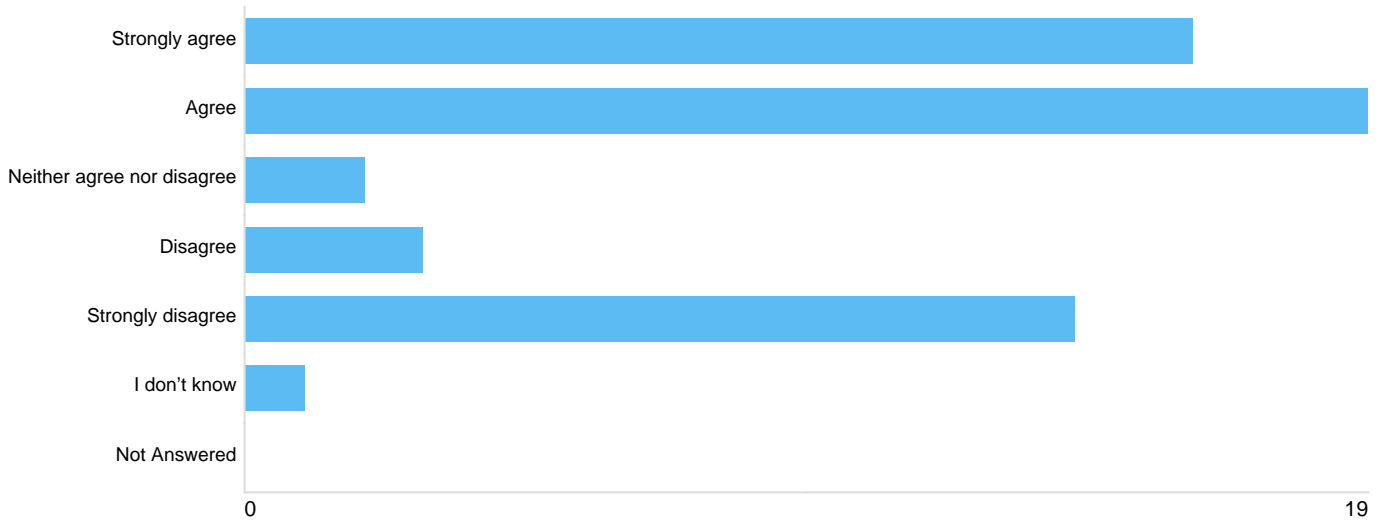
Option	Total	Percent
Strongly agree	20	36.36%
Agree	16	29.09%
Neither agree nor disagree	5	9.09%
Disagree	4	7.27%
Strongly disagree	10	18.18%
I don't know	0	0.00%
Not Answered	0	0.00%

Street collections - Limit street collections in any one location to one charity on any given day



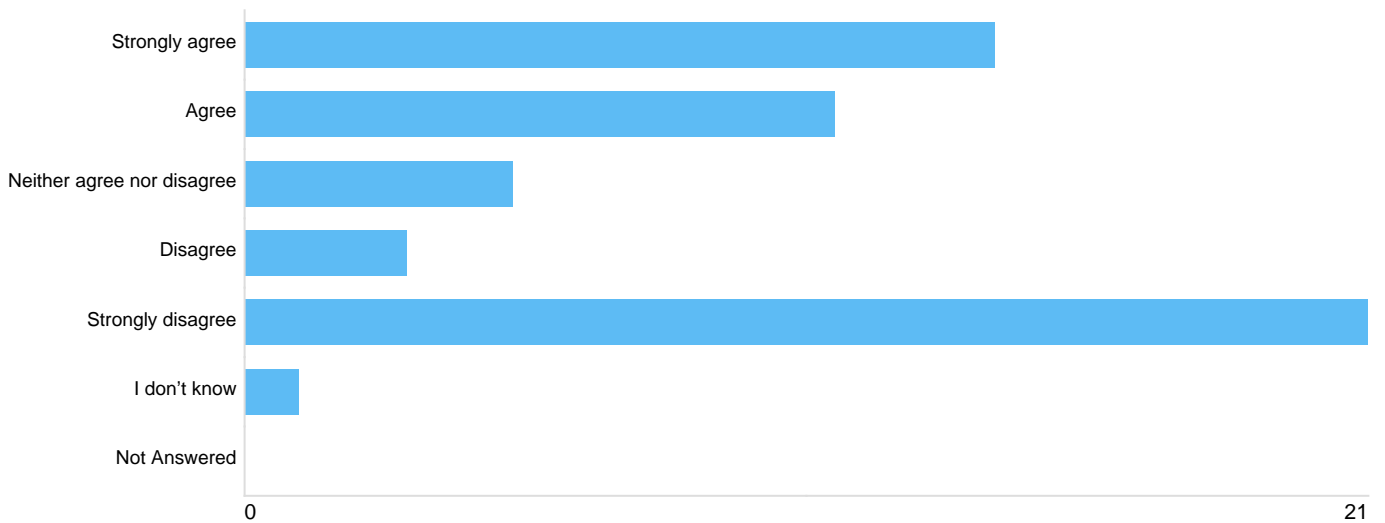
Option	Total	Percent
Strongly agree	21	38.18%
Agree	16	29.09%
Neither agree nor disagree	6	10.91%
Disagree	6	10.91%
Strongly disagree	6	10.91%
I don't know	0	0.00%
Not Answered	0	0.00%

Street collections - Restrict street collections to town and village centres



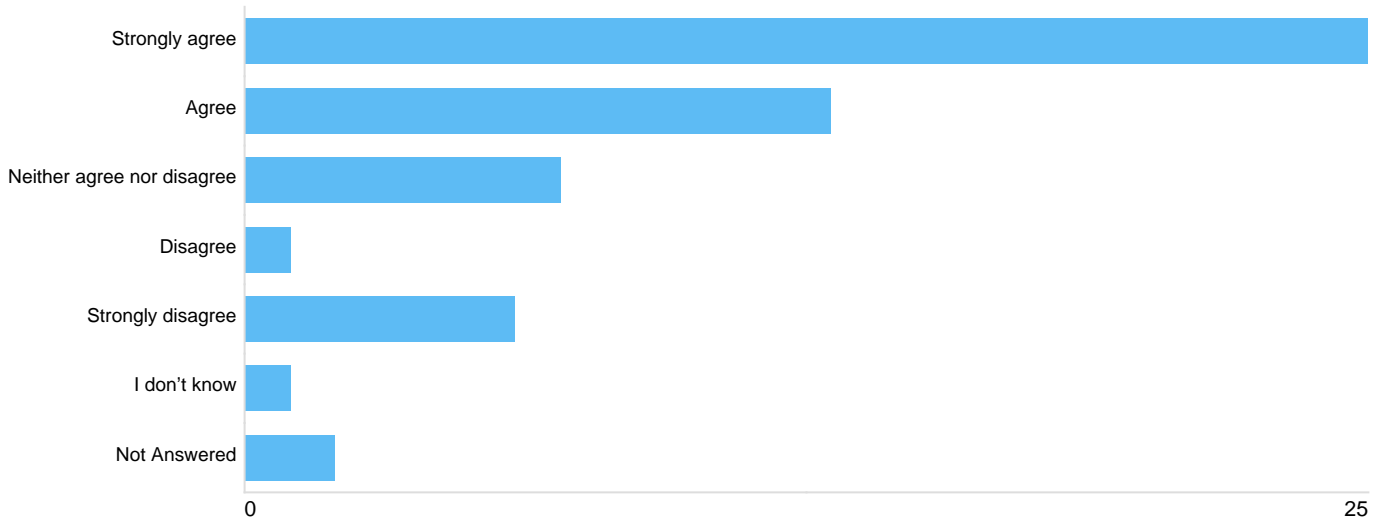
Option	Total	Percent
Strongly agree	16	29.09%
Agree	19	34.55%
Neither agree nor disagree	2	3.64%
Disagree	3	5.45%
Strongly disagree	14	25.45%
I don't know	1	1.82%
Not Answered	0	0.00%

Street collections - Allow one street collection permit per charity for one day, per calendar quarter



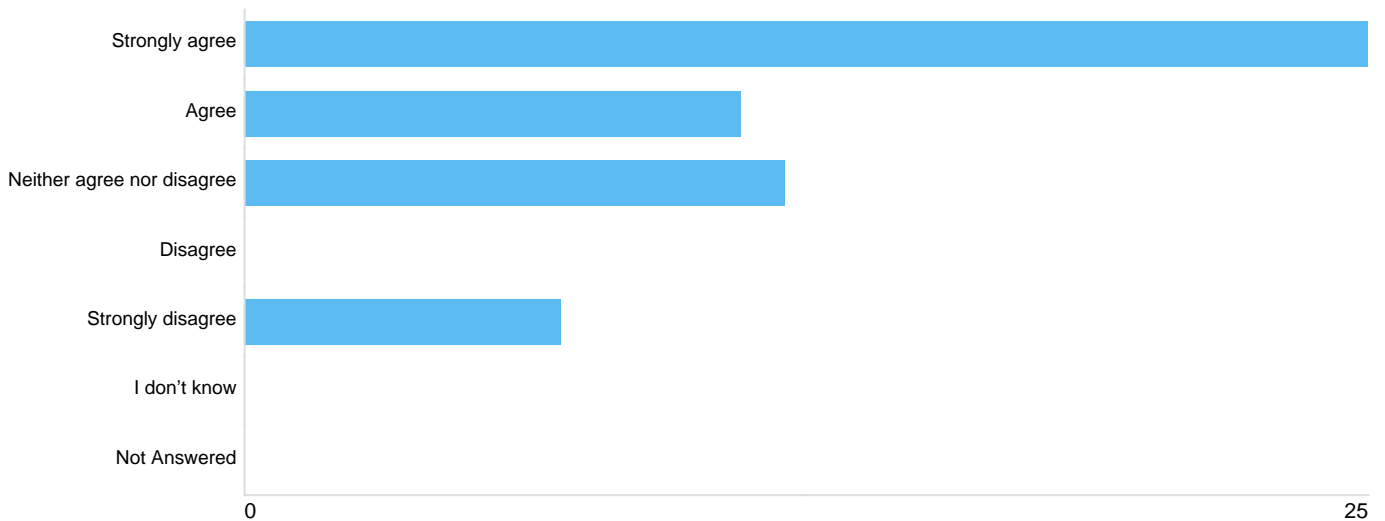
Option	Total	Percent
Strongly agree	14	25.45%
Agree	11	20.00%
Neither agree nor disagree	5	9.09%
Disagree	3	5.45%
Strongly disagree	21	38.18%
I don't know	1	1.82%
Not Answered	0	0.00%

Street collections - Subject collectors proposing to use animals to additional checks



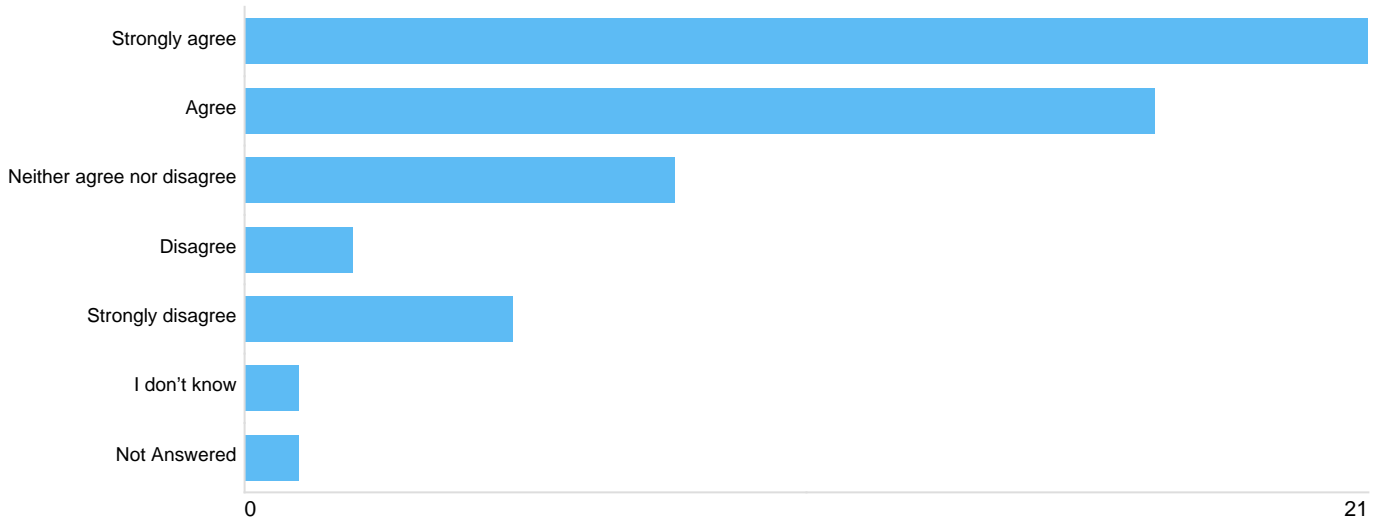
Option	Total	Percent
Strongly agree	25	45.45%
Agree	13	23.64%
Neither agree nor disagree	7	12.73%
Disagree	1	1.82%
Strongly disagree	6	10.91%
I don't know	1	1.82%
Not Answered	2	3.64%

Street collections - Require charities to submit a declaration confirming that they are satisfied with the amount being donated to charitable causes by commercial collectors



Option	Total	Percent
Strongly agree	25	45.45%
Agree	11	20.00%
Neither agree nor disagree	12	21.82%
Disagree	0	0.00%
Strongly disagree	7	12.73%
I don't know	0	0.00%
Not Answered	0	0.00%

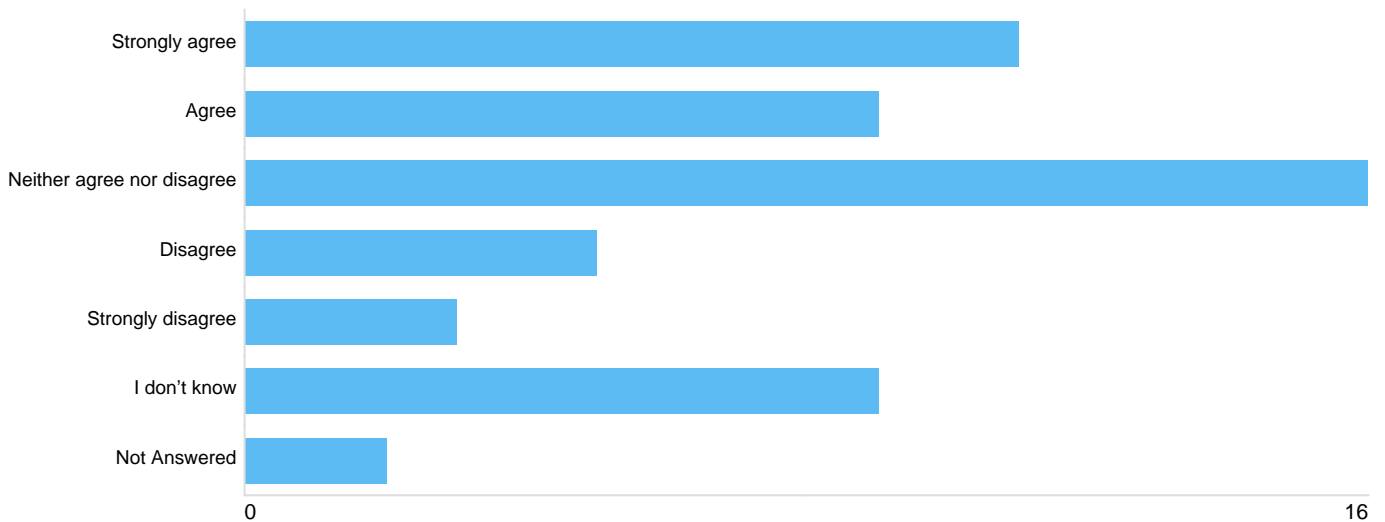
Street collections - Require applicants to provide evidence of public liability insurance for a minimum of £5 million



Option	Total	Percent
Strongly agree	21	38.18%
Agree	17	30.91%
Neither agree nor disagree	8	14.55%
Disagree	2	3.64%
Strongly disagree	5	9.09%
I don't know	1	1.82%
Not Answered	1	1.82%

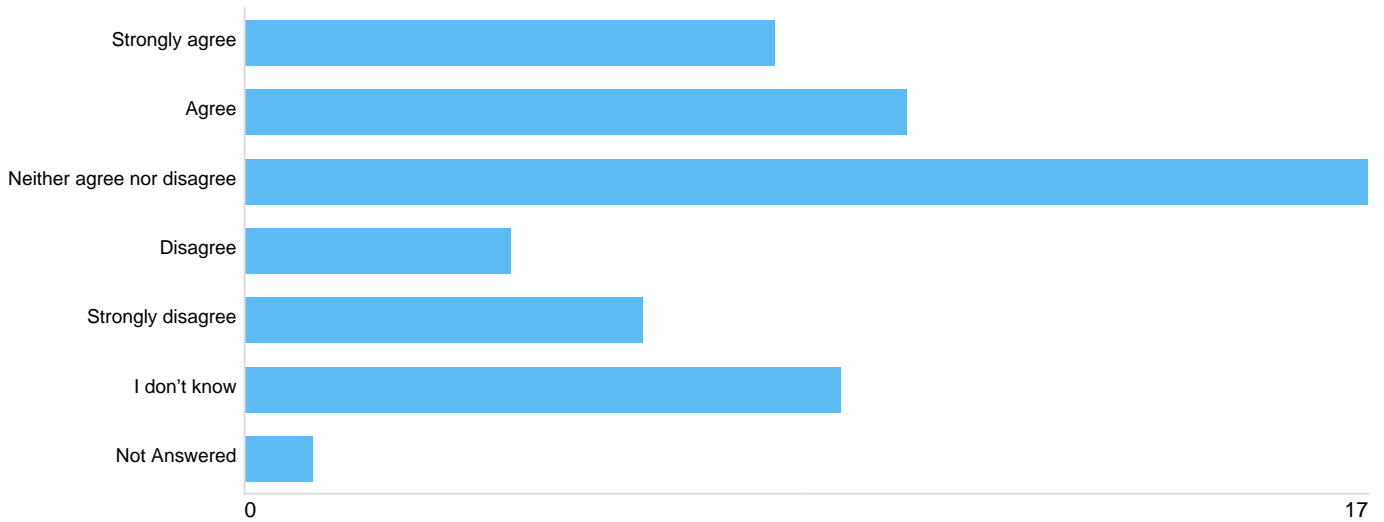
Do you agree or disagree with the proposals for street collections related to Site Management Agreements?

Site Management Agreements - Only issue street collection permits for Aylesbury town centre on Wednesdays, Thursdays, Fridays and Saturdays



Option	Total	Percent
Strongly agree	11	20.00%
Agree	9	16.36%
Neither agree nor disagree	16	29.09%
Disagree	5	9.09%
Strongly disagree	3	5.45%
I don't know	9	16.36%
Not Answered	2	3.64%

Site Management Agreements - Only issue street collection permits for Wycombe town centre on Tuesdays, Fridays, Saturdays and Sundays



Option	Total	Percent
Strongly agree	8	14.55%
Agree	10	18.18%
Neither agree nor disagree	17	30.91%
Disagree	4	7.27%
Strongly disagree	6	10.91%
I don't know	9	16.36%
Not Answered	1	1.82%

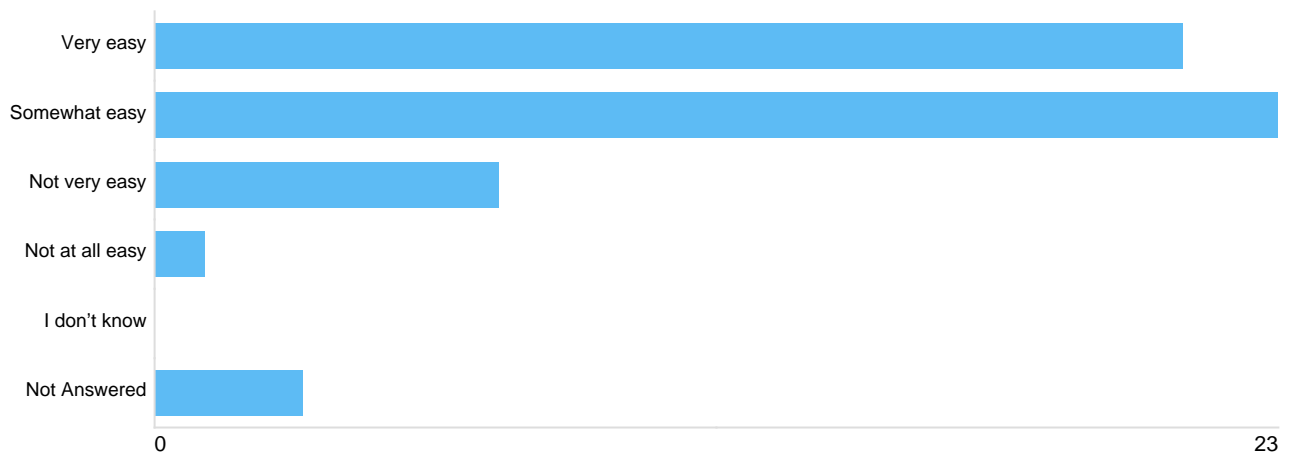
Please tell us the reasons for your answers about the proposals for street collections:

Reasons

There were **32** responses to this part of the question.

How easy is the draft Buckinghamshire Council Charitable Collections Policy to understand?

Understand



Option	Total	Percent
Very easy	21	38.18%
Somewhat easy	23	41.82%
Not very easy	7	12.73%
Not at all easy	1	1.82%
I don't know	0	0.00%
Not Answered	3	5.45%

Easier

There were 9 responses to this part of the question.

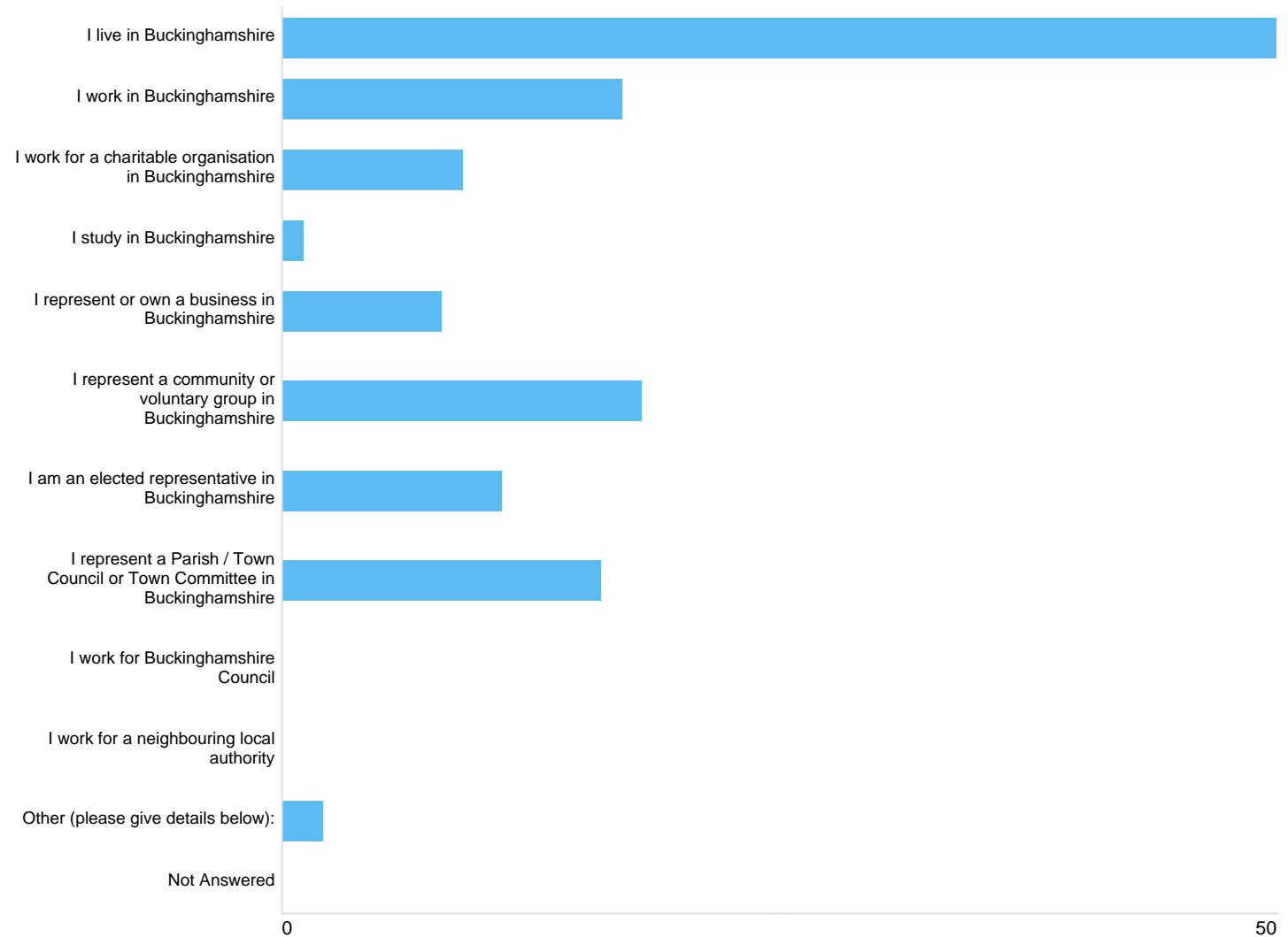
If you have any other comments about the draft Buckinghamshire Council Charitable Collections Policy, please tell us here:

Other comments

There were 14 responses to this part of the question.

Which of the following describe you? (Select all that apply)

Capacity



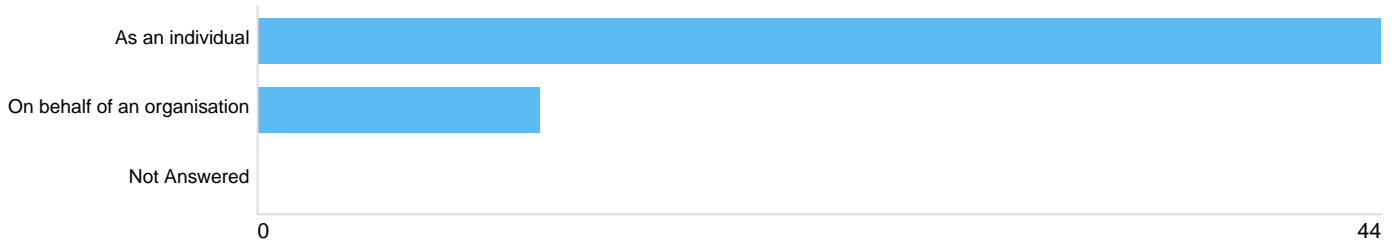
Option	Total	Percent
I live in Buckinghamshire	50	90.91%
I work in Buckinghamshire	17	30.91%
I work for a charitable organisation in Buckinghamshire	9	16.36%
I study in Buckinghamshire	1	1.82%
I represent or own a business in Buckinghamshire	8	14.55%
I represent a community or voluntary group in Buckinghamshire	18	32.73%
I am an elected representative in Buckinghamshire	11	20.00%
I represent a Parish / Town Council or Town Committee in Buckinghamshire	16	29.09%
I work for Buckinghamshire Council	0	0.00%
I work for a neighbouring local authority	0	0.00%
Other (please give details below):	2	3.64%
Not Answered	0	0.00%

Other

There were 2 responses to this part of the question.

Are you responding as an individual or on behalf of an organisation (e.g. a business or a voluntary group)?

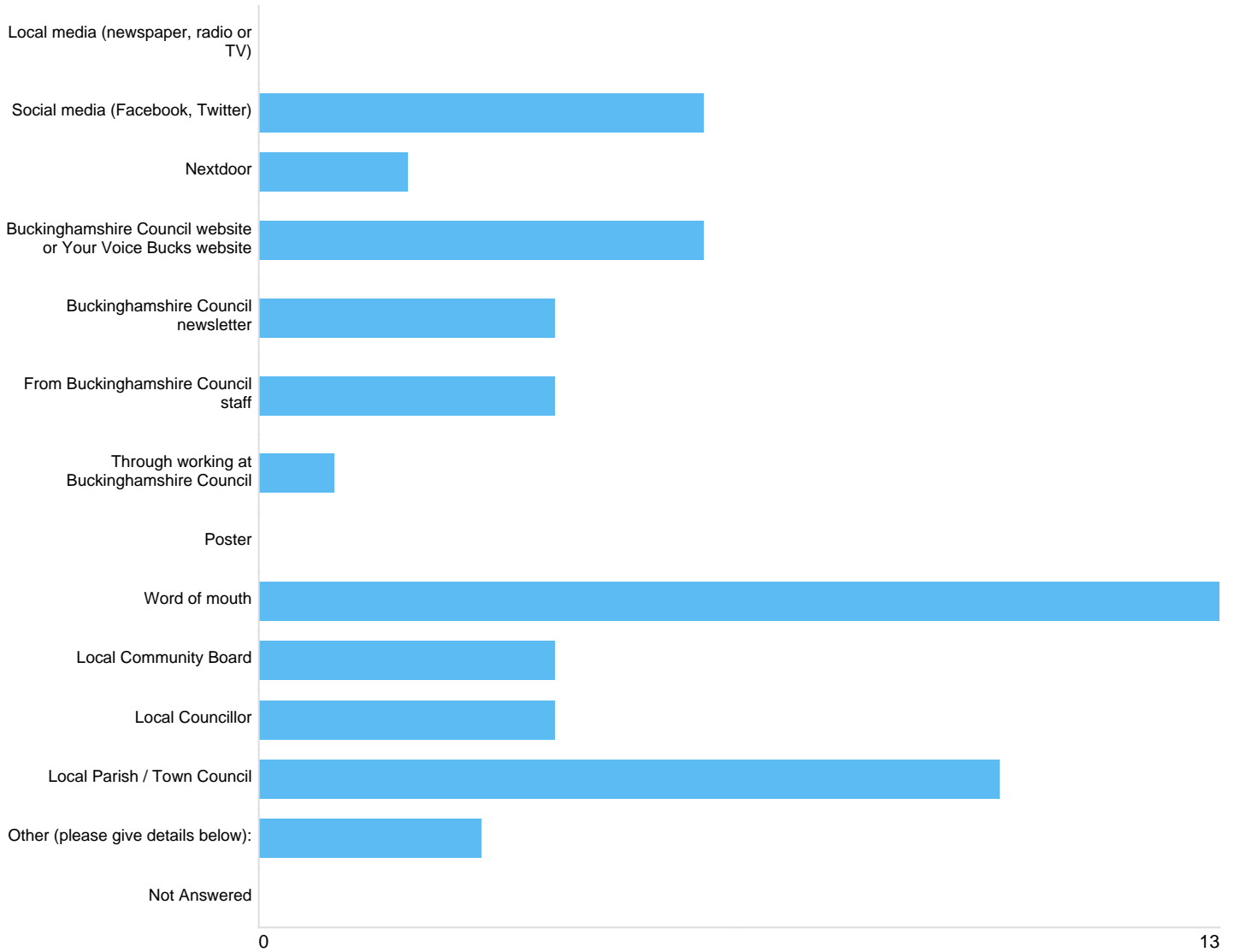
Individual or organisation



Option	Total	Percent
As an individual	44	80.00%
On behalf of an organisation	11	20.00%
Not Answered	0	0.00%

How did you find out about this consultation? (Select all that apply)

Find out



Option	Total	Percent
Local media (newspaper, radio or TV)	0	0.00%
Social media (Facebook, Twitter)	6	10.91%
Nextdoor	2	3.64%
Buckinghamshire Council website or Your Voice Bucks website	6	10.91%
Buckinghamshire Council newsletter	4	7.27%
From Buckinghamshire Council staff	4	7.27%
Through working at Buckinghamshire Council	1	1.82%
Poster	0	0.00%
Word of mouth	13	23.64%
Local Community Board	4	7.27%
Local Councillor	4	7.27%
Local Parish / Town Council	10	18.18%
Other (please give details below):	3	5.45%
Not Answered	0	0.00%

Other

There were 3 responses to this part of the question.

Please provide the following details:

Name of organisation:


There were 11 responses to this part of the question.

Your job title:

There were 11 responses to this part of the question.

Which of the following apply to your organisation? (Select all that apply)

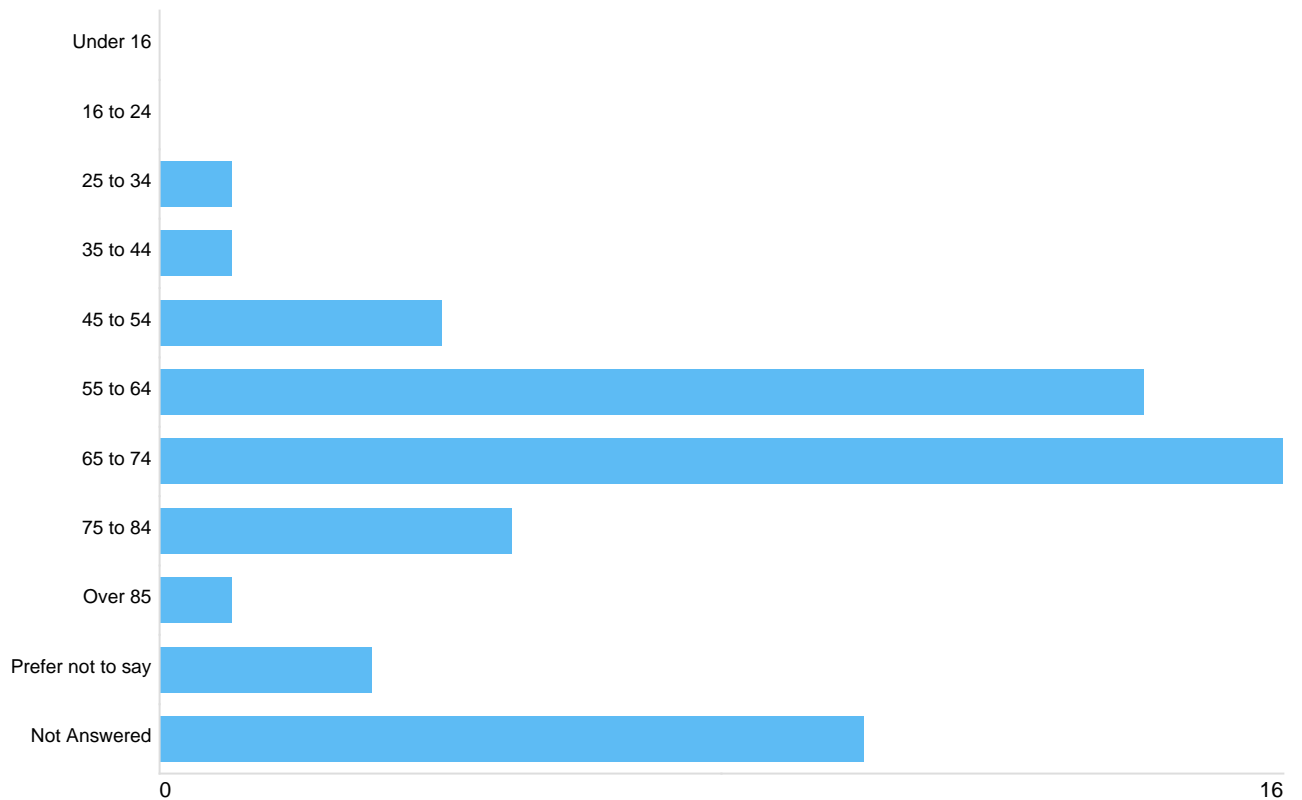
Collections



Option	Total	Percent
House to house collections – collect money or goods from someone's home for charity	5	9.09%
Street collections – collect money or sell articles for charity in any street or public place (such as a shop doorway or car park)	6	10.91%
Collect direct debit information	0	0.00%
None of the above	5	9.09%
Not Answered	44	80.00%

What is your age?

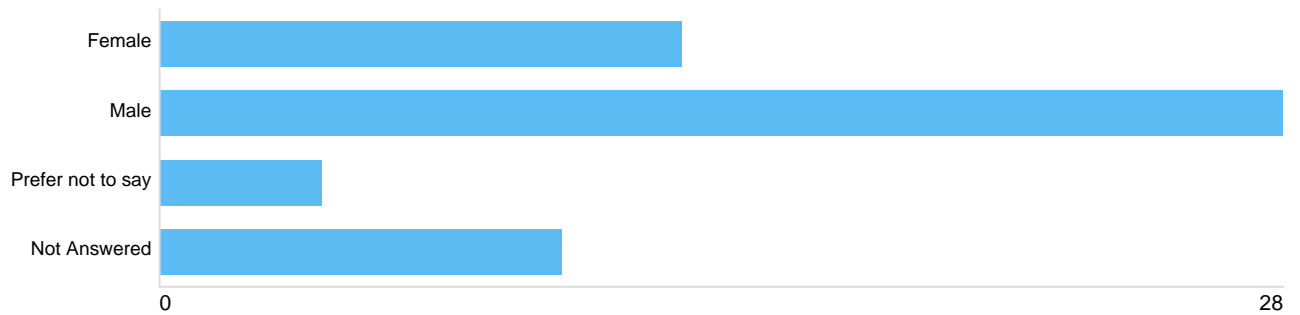
Age



Option	Total	Percent
Under 16	0	0.00%
16 to 24	0	0.00%
25 to 34	1	1.82%
35 to 44	1	1.82%
45 to 54	4	7.27%
55 to 64	14	25.45%
65 to 74	16	29.09%
75 to 84	5	9.09%
Over 85	1	1.82%
Prefer not to say	3	5.45%
Not Answered	10	18.18%

Are you:

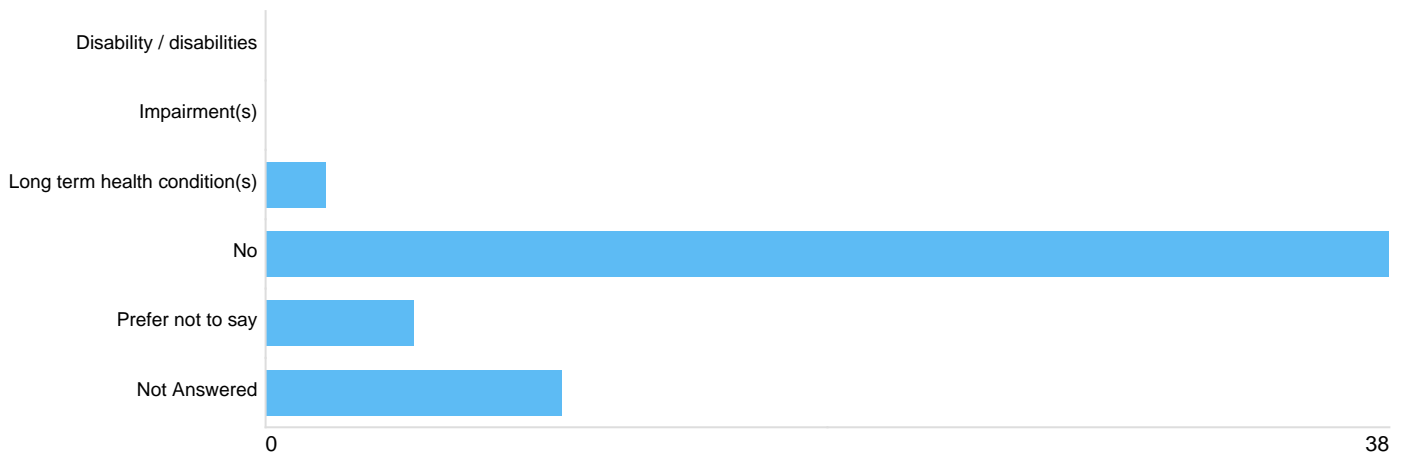
Are you



Option	Total	Percent
Female	13	23.64%
Male	28	50.91%
Prefer not to say	4	7.27%
Not Answered	10	18.18%

Do you consider yourself to have a disability / disabilities, impairment(s) or long term health condition(s)? (Select all that apply)

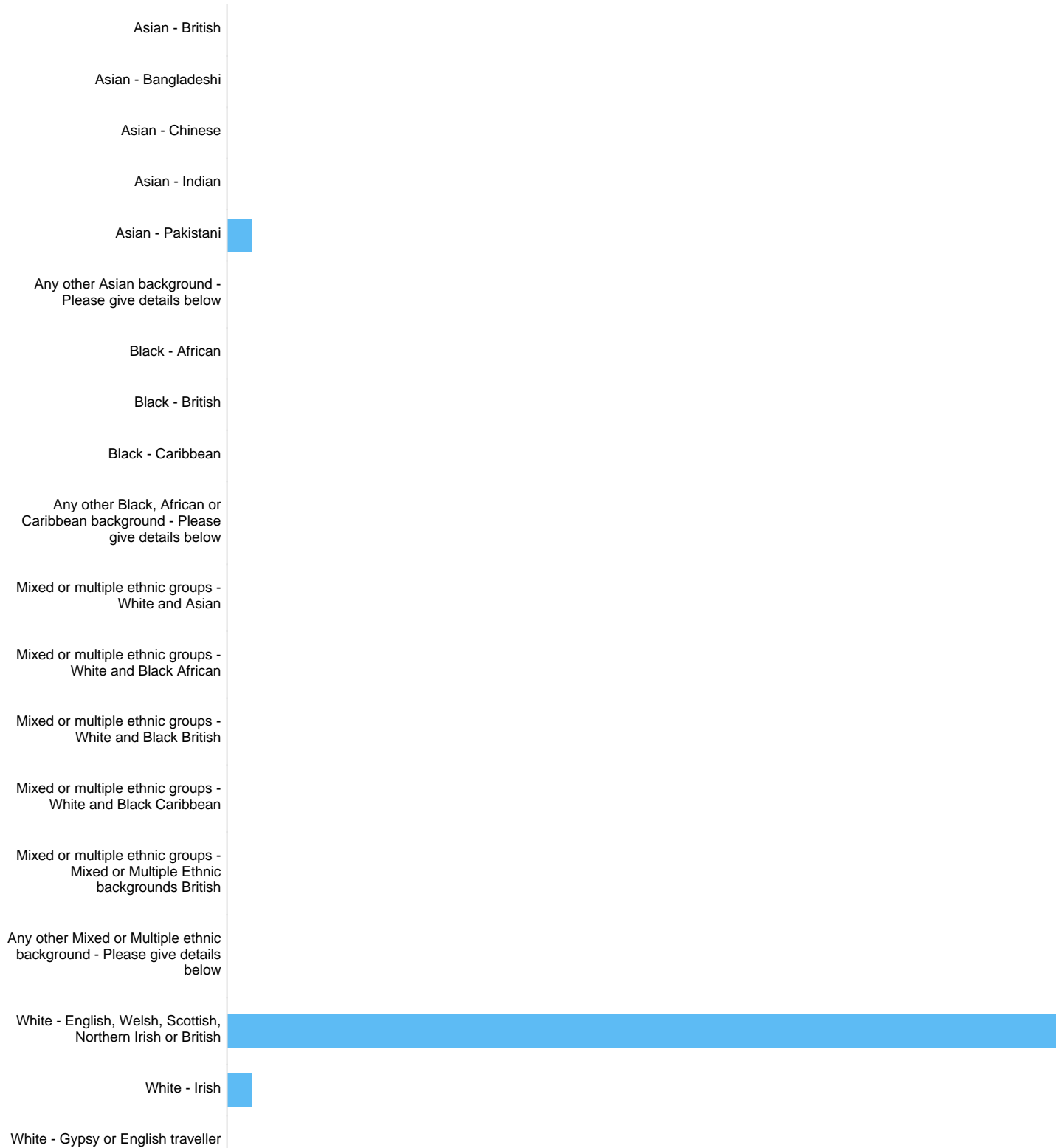
Disability / impairment / long term health condition

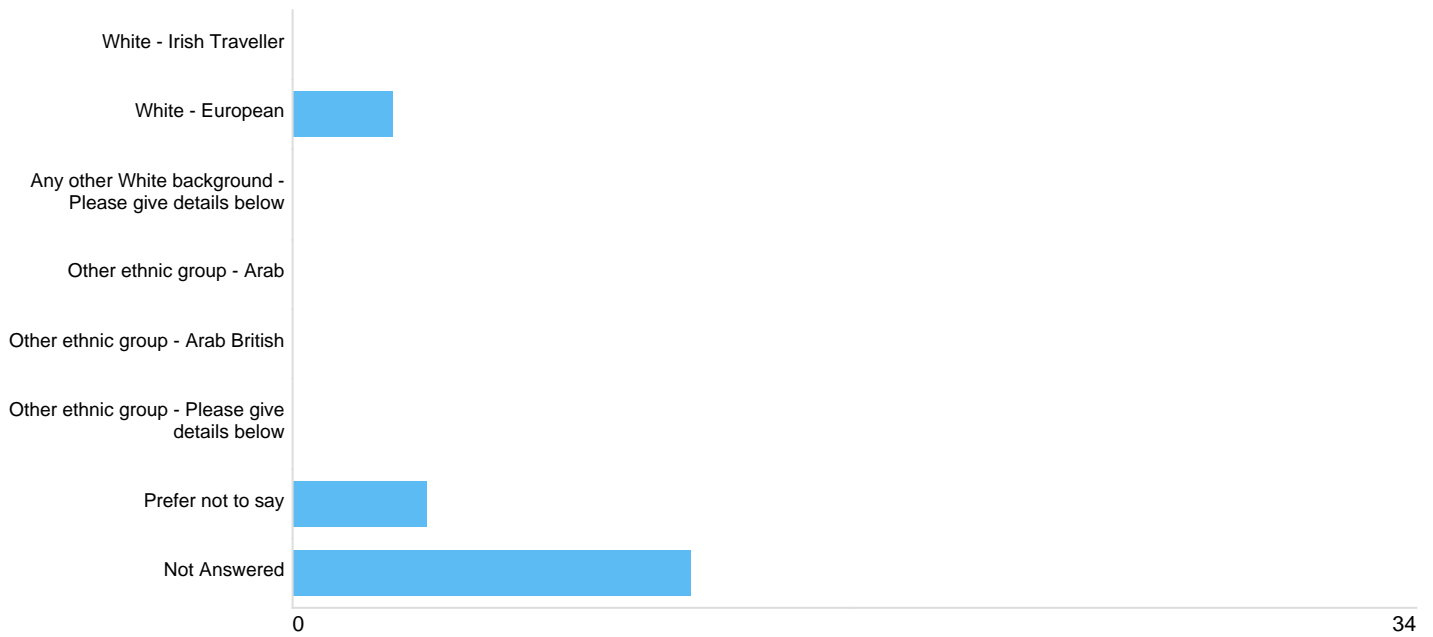


Option	Total	Percent
Disability / disabilities	0	0.00%
Impairment(s)	0	0.00%
Long term health condition(s)	2	3.64%
No	38	69.09%
Prefer not to say	5	9.09%
Not Answered	10	18.18%

How would you describe your ethnicity?

Ethnicity





Option	Total	Percent
Asian - British	0	0.00%
Asian - Bangladeshi	0	0.00%
Asian - Chinese	0	0.00%
Asian - Indian	0	0.00%
Asian - Pakistani	1	1.82%
Any other Asian background - Please give details below	0	0.00%
Black - African	0	0.00%
Black - British	0	0.00%
Black - Caribbean	0	0.00%
Any other Black, African or Caribbean background - Please give details below	0	0.00%
Mixed or multiple ethnic groups - White and Asian	0	0.00%
Mixed or multiple ethnic groups - White and Black African	0	0.00%
Mixed or multiple ethnic groups - White and Black British	0	0.00%
Mixed or multiple ethnic groups - White and Black Caribbean	0	0.00%
Mixed or multiple ethnic groups - Mixed or Multiple Ethnic backgrounds British	0	0.00%
Any other Mixed or Multiple ethnic background - Please give details below	0	0.00%
White - English, Welsh, Scottish, Northern Irish or British	34	61.82%
White - Irish	1	1.82%
White - Gypsy or English traveller	0	0.00%
White - Irish Traveller	0	0.00%
White - European	3	5.45%
Any other White background - Please give details below	0	0.00%
Other ethnic group - Arab	0	0.00%
Other ethnic group - Arab British	0	0.00%
Other ethnic group - Please give details below	0	0.00%
Prefer not to say	4	7.27%
Not Answered	12	21.82%

Other

There were 0 responses to this part of the question.